


FORD


311 CORN PLANTER



Makes Accurate Planting Easier

www.industryclub.com

Capacity and Strength to finish Planting on time



Built for big-acreage planting of corn and soybeans, a Ford 311 Planter gives you the speed to finish on time, the seed-placement accuracy you need for uniform germination and high yields, and remarkable simplicity in obtaining the exact planting rates you select.

Capacity for long runs. Hoppers are big on the 311 . . . they hold 4 bushels of seed, 800 pounds of fertilizer at each filling. Big-acreage capacity like this lets you plant $\frac{1}{2}$ mile rows with fewer refill stops. Capacity like this combined with Ford's outstanding accuracy gives you planter performance you've never had before.


Rugged Strength. Solidly braced throughout, the rugged frame holds drive shafts and bearings in alignment and gives you longer trouble-free service. The strength in the 311 is what you need to

withstand the strain of big-capacity planting. This planter is built to carry 1000 pounds of seed and fertilizer across terraces, move from one field to another without the worry of breakage, delays, or damage.

Keep-Going Convenience. Ease of adjustments, quickly-made settings, and conveniently-located hoppers are just a few of the conveniences of the 311. The row markers of this Ford Planter are especially easy to use . . . they raise automatically and latch in position, when you lift the planter. You'll like their action on end-of-field turns, and on crossing grassed waterways. For odd-shaped fields, or contour work, you can start at the center of the field using both markers. This is the kind of convenience to hurry your planting, finish while the weather is in your favor.

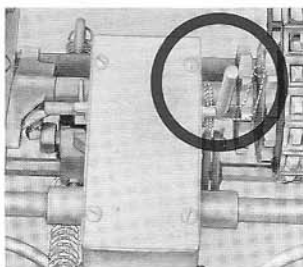
Match plant population to soil fertility with tape measure accuracy

Nine seed spacings to give you plant population from 11,000 to 39,000 per acre with the drill planter in 40-inch rows. Select spacing by moving drive chain on sprockets. No plate changes for seed spacing. Drill accurately up to 7 mph. Precision machining of hopper base and positive seed release makes the difference.



Sure Cell-Fill. Ford 20-cell seed plates are one of the reasons for the 311's surprising accuracy. These large-diameter plates have more time to fill properly at high speeds than 12- or 16-cell plates other planters use. Ford plates—either cast iron, or tough acetyl resin—are manufactured with extreme precision for accuracy you can depend on. And to vary your planting rate, you don't have to change Ford plates . . . just make simple sprocket changes to adjust rate of seed drop.

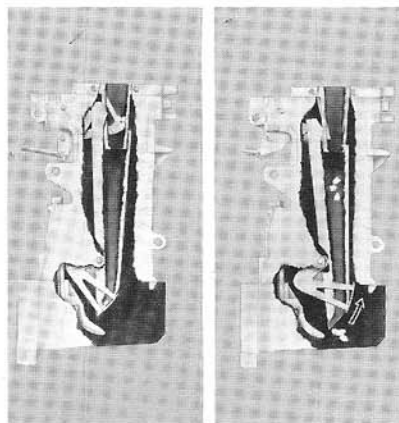

Just one set of plates for ALL corn spacings. One set of 20-cell seed plates gives you all the necessary spacings you want for drilling and hill-dropping. Only the sprockets are changed to obtain hill spacings from 23 to 41 inches . . . or drill spacings from 4.1 to 14.7 inches. The base plate is reversible to handle wide seeds. The Ford 311 gives you accuracy and a full range of seed spacings without the cost of 12-, 16- or 24-cell plates.



With hill-drop planter, change number of kernels in the hill easily to accommodate fertility changes within the same field. Just flip the kernel selector lever or reverse a cam to get 2, 3 or 4 kernels in a hill. With 9 sprocket combinations plus kernel selector lever you can get 12,000 to 30,000 plants per acre. No seed plate change or complicated timing mechanism. Timing is built-in . . . the 311 can't get out of time.

Whether you drill or hill-drop, set the 311 Planter for the spacing to match your fertility, then check it with a tape measure.

Precision Hopper Drive. Compare the hopper drive with ordinary planters you've used . . . it's solidly mounted at 3 points, not two, so it won't wobble, skip or miss. Cone-type pilot, centers working parts, aligns hopper directly over drive to eliminate binding. Bearing area for seed plates is machined for a precision fit. Spring-loaded knocker dislodges seed 10° ahead of seed tube center to provide greater accuracy at high drilling speeds.



Tight-Clustered Hills Every Time. Ford's hill-drop double valving does it . . . releases seed low, down where it grows. Less chance for bounce or scatter, even at 6 mph. The lower valve ejects seed rearward, just behind the spoon-shaped seed boot projection.

Seed placed exactly where you want it






Plants at Uniform Depth. Each rugged unit is mounted independently to follow ground irregularity, yet each has weight enough to penetrate clods

other planters bounce over. Down-pressure springs are available to maintain planting depth without affecting built-in flexibility.

Ground Openers for Varying Soils. Narrow-heel runner openers maintain constant depth as planting units move over ridges or hollows. Disc furrow openers are available to mount on runners, putting seed in a shallow furrow where soil is often moist.

Double disc openers for trashy soils give long service because enclosed bearings keep out dirt.





Simple Depth Control. You'll like this simple adjustment to control planting depth. A single pin, with 18 different settings, lets you adjust each press wheel for the exact planting depth you want, and hold its accuracy.

even on rough seedbeds and contours

No Side Drift on Contour Work. Planters equipped to apply fertilizer have vertical stabilizer bars for each unit to help maintain constant width of row spacing. Units float, but can't bounce or drift to the side. You can cultivate precisely, without tearing out plants, and you save more corn at picking time.

You Can SEE a Ford Planter at Work. Fertilizer hoppers do not limit your vision! You have a good view of all the working parts of the 311. Ford users can see at a glance from the tractor seat what's happening behind, avoid the yield-cutting "skips" so annoying with most planters. Good visibility is not the only reason Ford puts fertilizer hoppers on the rear of the planter . . . they are easier to fill, the planter is balanced better, with less weight on the tongue.

Ford row markers raise automatically with planting units, latch in place. Lower with rope control. Choice of 4 types—hook or disc, narrow style for 28- to 36-inch rows, or wide for 34 to 42 inch rows. You'll like these smooth-working Ford accessories.



Row Spacing from 28 to 42 Inches. With a wider range in row spacings than most planters, you'll find the Ford 311 fits the latest corn-growing practices. And with the Ford 311, you can plant soybeans in 28-inch rows without


changing the big one-bushel hoppers you used for corn. Unlike many planters, drive wheels can be adjusted for 56-, 66-, and 80-inch treads to center between the rows.

No corrosion, ever, in these big hoppers

Capacity is 800 Pounds.



Ten bags of fertilizer per filling, plenty for long runs. Hoppers are a convenient height for bag filling—and bulk fertilizer is easily shoveled from truck bed into the large hopper openings.

A simple, single-lever adjustment on rear of hopper handles the full range of application rates from 10 to 600 lbs. per acre—no augers, no sprockets. Feeding is positive because a saw-tooth steel agitator forces material through openings, breaks up lumps, prevents clogging. Pressure-lubricated bearings are located outside the hopper for easy maintenance.




Why buy a planter with fertilizer equipment that's rusted away in a few short years? Ford hoppers last because they're made of tough, translucent fiberglass . . . the material corrosion can't touch. Fertilizer will always feed through accurately because shutters, metering wheel, spouts, and neoprene hoses won't corrode either.

No fertilizer dribble when you raise the planter—fertilizer flow is shut off automatically and completely when you stop or lift to turn.




No Seed Burning. Fertilizer placement is down where you want it for fast germination. You can apply a single band from seed level to 2 inches below the seed, and from 2 to 3 inches to the side. Disc openers operate on the same linkage as seed openers to maintain just the right relationship between seed and fertilizer on any ground condition.


Accessories for 311 meet particular crop and soil conditions



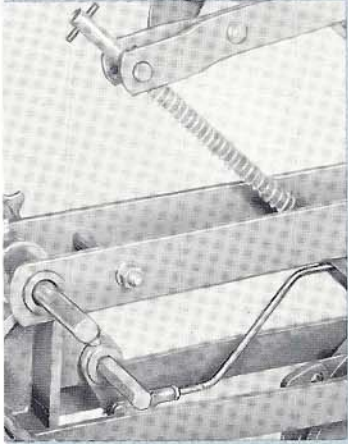
Combination Seed Hoppers. Combination corn and cotton hoppers are available for planting machine-delinted and gin-run cotton seed. Sizes—1 and ½ bushel.




Seed Press Wheel. Gives fast germination and growth in low-moisture soils. Travels directly in seed trench and firms soil around seed. Adjustable spring pressure.




Spoon Covers. Recommended for covering shallow seed in moist soil. Works well in loose or cloddy soils. They are spring-loaded to clear trash and roots.




Down-Pressure Springs. Help maintain desired planting depth in varying soils. Simple to adjust. Spring pressure does not alter flexibility of units.



Short Wing Sweeps. Attach to runner openers for sweeping clods and trash from seedbed.



Gauge Shoes and Sweeps. Eight-inch shoes help obtain uniform depth in peat, loamy or loose soils. Sweeps available to clear the row, level beds.



Disc Furrow Openers. Used with runner openers to open a small furrow that will catch moisture, and will move away dry soil to permit placing seed in moist soil.



Rubber-tired Press Wheels. For firming soil and gauging depth, the steel press wheels are available with rubber tires.

SPECIFICATIONS

OVERALL WIDTH	148 inches
SHIPPING WEIGHT	1480 lbs.

Additional accessories include ½ bushel seed hoppers, scrapers for open-center steel press wheels, and a transport warning lamp for 6 or 12 volts with standard or flashing bulbs.

Design materials and/or specifications are subject to change without notice and without liability therefor.
www.ntractorclub.com


Ford 311 Corn Planter

You can plant cotton, sorghum, beans, peanuts and most row crops with other Ford

Planters that deliver the same kind of speed and accuracy as the 311.



The Ford 309 is a fully-mounted planter for cotton, corn and peanuts. Available in 2-, 4- or 6-row models, you can use it for both hill-drop and drill planting.



The Ford 310 Unit Planter has individually mounted units for one to six-row work, with row spacings from 20-inches up.

A PRODUCT OF  MOTOR COMPANY

YOUR

FORD

TRACTOR AND IMPLEMENT DEALER

AD 9046 36475 • TRACTOR AND IMPLEMENT OPERATIONS (U.S.) • BIRMINGHAM, MICHIGAN • PRINTED IN U.S.A.

www.ntractorclub.com